



A publication of the
Freightliner Chassis Owners Club

SPRING 2018



SOL

**STOP DREAMING.
START DRIVING.**



UPCOMING RALLIES

JOIN US AT ONE OF OUR
FIVE REMAINING 2018
FCOC RALLIES.

DETAILS ON PAGE 15.

RALLY RECAP

HIGHLIGHTS FROM OUR
TUCSON RALLY.

DETAILS ON PAGES 24-25.

SPRING CLEANING CHECKLIST.

DETAILS ON PAGES 34-35.



WHEN YOU NEED PARTS, SERVICE OR REPAIRS...

...the well stocked parts departments and technicians at Premier Truck Group are ready to help you keep your RV up and running. And, in the event you should require paint and body repair, our shops are well equipped to get your damaged or road worn vehicle looking like new again.

PREMIER TRUCK GROUP - YOU CAN COUNT ON US.

For more about capabilities, hours of operation and locations visit:

premiertruck.com




■ AMARILLO ■ ARDMORE ■ CHATTANOOGA ■ DALLAS ■ FORT WORTH ■ KNOXVILLE ■ ODESSA ■ OKLAHOMA CITY ■ TULSA



FIND US ON SOCIAL MEDIA

Freightliner Custom Chassis Corp. recently launched a corporate Facebook page (Facebook.com/freightlinercustomchassis) and Instagram page (FreightlinerCustomChassis). These are supplementary to the existing Facebook (Facebook.com/RoadTrippers) and Twitter (@DriveFCCC) pages. Please check them out to keep up with everything Team FCCC!



DEPARTMENTS

06

COMMUNITY UPDATES

Club updates, FCOC officer reports and FCCC news

15

RALLY UPDATES

Rally recaps, info and registration

26

UNDER THE HOOD

Chassis maintenance tips, service reports and product sneak-peeks

36

LIFE ON THE ROAD

Destinations, recipes and more

42

CLUB BUSINESS

Membership, magazine, website and merchandise information

FEATURES

34

SPRING CLEANING TIPS

36

FEATURED MEMBERS

Meet Tom Digate, FCCC's new webmaster, and his wife Beth

CONTENTS

RV SOUL

SPRING 2018

UPCOMING RALLIES*

2018

7/10-14 STURGIS, SD
8/1-4 JUNCTION CITY, OR
9/24-28 SHAWNEE, OK
10/29-11/2 SEVIERVILLE, TN

2019

2/13-17 SEFFNER, FL


* Subject to change

FCOC is not to be held responsible for personal statements, opinions or representations advanced in papers, chapter newsletters, web site, in discussions at any meetings or its Internet site and Discussion Forums, or the validity of statements contained in any advertisements or printed materials.

MEET YOUR FCOC OFFICERS




PRESIDENT




Steve Batorson F373083
4505 N. Sanders Road
Tucson, AZ 85743
520-444-6772
president@fcocrv.org

SR. VICE PRESIDENT




Linda Murphy F424159
P.O. Box 517
Woodburn, IN 46797
260-413-8134
svp@fcocrv.org

TREASURER



Barbara Knutson F320163
6500 US 441, Lot 43
Okeechobee, FL 34974
561-703-5284
treasure@fcocrv.org

VP MEMBERSHIP




Mary Costigan F323758
900 Bradford Court
San Jacinto, CA 92583
951-452-2999
vp.membership@fcocrv.org

SECRETARY



James Peek F403774
570 Stratford Parkway
Winder, GA 30680
732-552-6862
secretary@fcocrv.org

EDITOR



Cindy Feindel, F338560
31 Nixon Road
Framing, MA 01701
508-509-8123
editor@fcocrv.org

VP BUSINESS DEVELOPMENT




Tom James F44681
133 Spring Lane
Newcastle, CA 95658
916-870-9322
vp.busdev@fcocrv.org

VP AREA OPERATIONS-EAST



Roy Hopper F286929
5965 41st Street
Vero Beach, FL 32967
772-559-3522
vp.area.ops.e@fcocrv.org

VP AREA OPERATIONS-WEST



Katherine Henley F173175
1901 W. Hwy 287 Business
Waxahachie, TX 75165
214-704-2437
vp.area.ops.w@fcocrv.org

ASSISTANT AREA OPERATIONS



James Robertson F313336
2200 Cabaniss Lane
Weatherford, TX 76088
817-692-1330
asst.area.ops@fcocrv.org

WEBMASTER



Tom Digate F469360
514 Americas Way
PMB 7850
Livingston, TX 57719
260-413-3670
webmaster@fcocrv.org

IT'S THE JOURNEY



You've watched an Atlantic sunrise. You've seen a Pacific sunset. You've traversed un-ventured valleys and viewed the world from above the clouds. And you never worried about the destination because you knew your Fleetwood RV diesel would get you there. Here's to the next journey.

Visit FleetwoodRV.com/Journey
to see our legendary diesel motorhome lineup, including
Pace Arrow, Pace Arrow LXE, Discovery, and Discovery LXE.





OFFICERS' MESSAGE



Greetings to all.

I don't like to have to start a message with an apology, but on behalf of the club to those who did not receive their *RV Soul* last quarter, I do apologize. We had an addressing error that caused over a thousand misaddressed magazines to not be delivered. To further add to the problem the post office did not get the notices back to us that there was a problem until way too late to do anything about it. We have figured out what happened and will take care that it does not happen again. The good news is this and many previous issues are available on our website at fcocrv.org. They are located under the dashboard tab, then *RV Soul* and pick the one you want to read, or you can print them if you wish.

By the time you get this magazine our spring rallies will probably be over. However we still will have 4 more to go this year. There is more information on the two new rallies as well as those that were in the last issue also. The newly listed rallies are in Sturgis, SD and Junction City, OR. We have hosted rallies in these locations in the past and both have sold out completely.

The Sturgis rally is right before the FMCA convention in Gillette and we will have a caravan going into the convention for those wanting to go in with a group. Our last caravan in Gillette attending the FMCA convention. The group that went into Gillette the last time had 41 coaches in it and before the rain came we had a pretty good time.

One more improvement to our club is we are back to having a webmaster that has an IT background to keep our website up to date. I have been filling this position myself for the last couple years with limited success and Tom Digate hit the ground running and is right on top of it. We have moved some processes to new servers and sincerely hope between that and having someone that knows the processes we are over the problems we have had in the past.

The new 24/7 app for Android is now available and downloading correctly from the Google Play Store. When I was at the Freightliner booth at the Western Area FMCA rally many members were having an issue loading it. I contacted the responsible party and they have changed the way it loads so that it will over write the old one if you had it installed and it does work and has many new functions.

The 24/7 app for the I-phone is also available in the app store.

I encourage members to use this app. One of the most requested things I get is for service schedules. They are available on this app by going to the library and they are available in PDF form for printing them out.

As always travel safe.

Steve Batorson

Steve Batorson
FCOC President

CHRYSLER AFFILIATE REWARDS

Did you know that as a member of the Freightliner Chassis Owners Club, you can get unbeatable pricing on Chrysler vehicles through Affiliate Rewards?



2016 Jeep Wrangler

Receive the Preferred Price* (1% below factory invoice) on the purchase or lease of most new Chrysler, Jeep®, Dodge, Ram and FIAT vehicles. The Preferred Price – combined with current incentives† – can help you save up to thousands of dollars off the MSRP.** Whatever you do, don't miss this amazing opportunity!

Participating in the program is easy. Here's how:

1. Get your Company Code, which can be obtained from the FCOC President. Just send an email to president@fcocrv.org and include your FMCA number in the subject line or call (321) 704-0695.
2. Visit chrysleraffiliates.com or call (888) 444-4321 to learn more about the program and to obtain a Control Number.
3. Take your Control Number, with proof of eligibility (FCOC membership card), to any participating U.S. Chrysler, Jeep®, Dodge or Ram dealership or FIAT Studio. If you don't have a membership card, contact us at vp.membership@fcocrv.org.
4. Ask for a copy of the vehicle invoice and you'll see the Preferred Price (PP) clearly listed.

Affiliate Rewards



*The Preferred Price is the maximum amount you will be charged by a participating U.S. dealer for an eligible vehicle. See dealer for details. A \$75 administration fee applies. Offer valid for up to 2 (two) Chrysler Group LLC vehicles per calendar year. The Dodge Viper and Jeep Grand Cherokee SRT are not currently eligible for this program.

†Not all incentives may be available, as they vary by region and residency of buyer. See dealer for complete details.

**Manufacturer's Suggested Retail Price. Excludes destination, tax, title and registration fees. Chrysler, Jeep, Dodge and Ram are registered trademarks of Chrysler Group LLC. FIAT is a registered trademark of Fiat Group Marketing & Corporate Communication S.p.A., used under license by Chrysler Group LLC.

©2012 Chrysler Group LLC. All rights reserved.

NIGHTHAWK

The world's first illuminated tow bar

Patent pending • US patent numbers 5,619,686, 6,957,824, 7,029,021 and 7,461,855

LED strips illuminate with RV taillights and provide eye-catching good looks while also lighting up the dead spot between your RV and towed vehicle. Our non-binding tow bars are the easiest to disconnect in the industry. They release at any angle or bind. The first time - every time. Includes internally routed safety cables and power cord.

**Time Tested
Time Proven**

ROADMASTER

42 years of experience is at your fingertips.

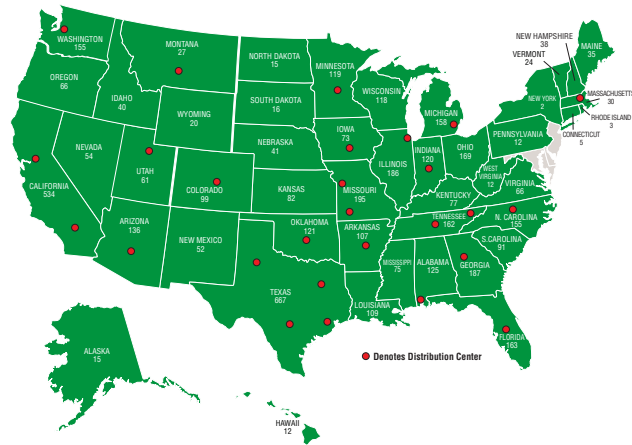
We're Roadmaster. We pretty much invented towing. So if you've got a question about tow bars, why not call the experts?

**Questions about Dinghy Towing?
Call the experts
1-800-669-9690**

**roadmasterinc.com
800-669-9690**



4,829 Locations and Growing!



**Team
O'Reilly**

visit www.oreillyauto.com for state-by-state listings of O'Reilly locations

December 31, 2016
As reported on February 8, 2017

USE ACCOUNT #1284975

AS HAPPY AS WE ARE TO SEE YOU...

OUR GOAL IS TO GET YOU WHERE YOU REALLY WANT TO BE.



www.truckcentersinc.com
Family Owned & Operated Since 1970

Premier Network with 10 full-service dealerships in Illinois, Indiana & Missouri

Extensive Parts & Service inventory and hours of operation - 24/7 in Troy

Hook-Ups, Ample Parking & Easy Access available at most locations.



MIGHTY HAULER



TRIKE
VERSION
AVAILABLE

GOLF CART CARRIER

This solid steel carrier can safely hold up to 1,200 lbs, making it perfect to bring any gas or electric golf cart with your diesel camper. Only for fifth wheel trailers.

SPECIAL FEATURES INCLUDE:

- Separate entry and exit points - drive on, drive off
- Able to flat tow a car
- Tail lights and multiple tie-down points

1-330-414-5788 • www.mightyhauler.com

PATENT PENDING • MADE IN THE USA



Complete RV Dealership

With Experienced Motorhome Professionals

- Authorized Freightliner Chassis Service Center
- Factory Trained Master Technicians Certified In All Areas Of Motorhome Repair And Maintenance
- Tire And Alignment Center With Hunter Road Force Balancing & Drive On Alignment Rack
- (4) 50' Quick Change Oil Pits
- Complete Collision Center with (3) 64' Paint Booths
- RV Parts Megastore & Much More!



Worlds Largest
NEWMAR
Dealer

TIFFIN
MOTORHOMES

Renegade
RV

THOR
MOTOR COACH



To Learn More
About North Trail
RV Center And
Freightliner
Please Scan This
QR Code With Your
Smartphone



I-75 Exit 141
4601 Lexington Avenue
Fort Myers, Florida 33905

1-877-427-1178
www.northtrailrv.com



MESSAGE FROM



Greetings, FCOC members:

Welcome to another outstanding issue of *RV Soul*! I hope you're enjoying spring-like weather and some time on the road wherever this finds you.

First, let me introduce myself. I was named President and CEO of FCCC in early February, and I am thrilled to build on the legacy and accomplishments of my predecessor, David Carson. I come to FCCC from our parent company, Daimler Trucks North America, where I most recently led financial operations for DTNA's Specialty Vehicles group and our Aftermarket division.

As a part of the DTNA team since 2001, I've learned firsthand FCCC's well-earned reputation for setting the industry standard when it comes to product quality and customer service. In addition, I know FCCC owners in general (and FCOC members in particular) are renowned throughout the industry for their passion, loyalty and knowledge, which is why I look forward to meeting with and getting to know as many of you as I can in the coming months.

But enough about my professional background. I believe our industry is built on relationships - and I feel a connection to our customers just like you - so let me share a bit more about myself personally.

I was born and raised in Seattle, where I grew up enjoying the great outdoors and all the Pacific Northwest has to offer. I graduated from the University of Washington, becoming a lifelong Huskies fan in the process. (Go DAWGS!) I met my beautiful wife, Germaine, of 26 years in Seattle on a blind date in 1990. Together, we've raised two great young men, Austin and Nick, who are now in their 20s.

Our family has been fortunate to experience living in several areas of the country, and we've enjoyed each place we've called home. Our first post-Seattle stop was in a small Ohio town called Circleville, a place where we very much enjoyed the family atmosphere and close connection to our new neighbors.

After Circleville, we moved to Portland, OR, where I started my career with Daimler. Moving back to the Northwest was a great chance to reunite with our family and friends in the area. Then, in 2008, our family moved again, this time across the country to Fort Mill, SC. Living in the Southeast has been a great experience; our family has enjoyed being so close to many large cities to explore and visit. (Plus, for someone from the traditionally rainy Pacific Northwest, I really enjoy the abundant sunshine!) We are currently undertaking our most recent move to Gaffney, SC, where FCCC is headquartered. We look forward to exploring our new surroundings and meeting new friends.

Again, I'm excited to continue meeting and visiting with as many FCOC members as I can in the coming months. The passion and fellowship of our owners is the lifeblood of our business - and your unique experiences, insights and ideas play a vital role in how we continue to improve our products and provide you the best ownership experience we can.


In the meantime, safe travels and happy trails.

Jeff Sather

Jeff Sather
FCCC President & CEO

INSIDE

NEWS AND UPDATES
FROM OUR HEADQUARTERS IN GAFFNEY, SC



LA MESA RV SHOW

We ventured to the Sunshine State for our friends at La Mesa RV's five-day RV Show in Bushnell, FL. It was a week full of beautiful weather and even more beautiful Class A motorhomes.

SEATTLE RV SHOW

The 2018 Seattle RV Show featured more seminars, dealers and RVs than ever before.



2018 FMCA WEST

The first FMCA Rally of the season was a wonderful time. FCCC traveled to Indio, CA to hear attendee's goals, resolutions and everything they're excited to see in the RV industry in 2018. The ice cream social was the cherry on top.

2018 TAMPA SUPERSHOW

Another wonderful event full of beautiful, Class A motor coaches built on FCCC. We also held multiple successful Fireside Chat sessions at our booth throughout the week - answering all your maintenance, chassis and Team FCCC questions.

DEALER TRAINING

We continued our successful dealer training sessions this quarter. This time we met with Independence RV Sales and Service, Inc. - Newmar's largest dealer in central Florida; and Giant Recreation World RV - who delivers top-of-the-line products with a lineup of Class A motorhomes.



FORT MYERS RV SHOW

Team FCCC finished strong at the Fort Myers RV Show, along with the many dealers that were in attendance. We also saw lots of beautiful motorhomes from the top names in the industry such as Thor, Holiday Rambler, Tiffin, REV Group, Winnebago, Jayco, Newmar and more - all built on Freightliner Custom Chassis.

NORTH TRAIL OPENS NEW SALES CENTER

We supported FCCC dealer North Trail RV Center at their new Sales Center grand opening. Congratulations, again!



YOUR SO CAL RV HEADQUARTERS

2015-2017 FCCC DEALER OF THE YEAR



- 2 Hour Express Assessments
- 15% Discount on 6/12/15 month full service
- Same Day Appointments
- Ask about Cummins Inline™ Mini Datalink Adapter



10150 CHERRY AVE. FONTANA CA 92335
WWW.TRANS-WEST.COM
909-770-5620

**Where Family & Customers
ALWAYS Come FIRST!**

At Freedom RV **We Invite** you to visit us today, for service, a new RV, or to trade in your current RV. We want to personally say **Welcome** to all of your residents. Come on down and say **Hello**.

Best RV Dealer in Tucson

**Sales, Consign, Financing,
with extended warranties available!**

Go Where The Road Takes You

Freedom RV
go where the road takes you!

1-800-782-2294
520-750-1100
freedomrvaz.com

Sales, Service, Parts: 3735 E Irvington Rd, Tucson
Sales: 7475 N Casa Grande Hwy, Marana
Service, Parts: 6260 N Travel Center, Tucson



Get The Most From Your Allison-Equipped Motorhome

Allison Motorhome Series™ fully automatic transmissions provide customized performance at your fingertips. The transmission will automatically select gears based on engine rpm, throttle position, vehicle load and road speed. However, you can manually control the upshifts and downshifts when it is necessary for driving in different conditions. To avoid damage to the drivetrain, the transmission will not allow you to select a range that will over-speed the engine.



Highway Driving (Level Terrain)

Operating in the Drive mode is recommended when driving in normal highway conditions.



Mountainous Driving (Up & Down Terrain)

When ascending a grade, gently release pressure on the throttle and select a lower gear range to maintain higher engine rpm. Road speed may decrease, but power (torque) will remain at peak output. When descending a grade, never use a higher gear range than was used ascending the same grade. Selecting a lower gear range will also minimize cycling between ranges on a series of short up and down hills.



City Driving (Stop & Go Traffic)¹

To maximize performance select the lowest gear range that allows the vehicle to reach the speed you expect to attain between stops. This will minimize cycling between higher ranges and provide better vehicle cooling while driving in stop-and-go conditions.



Winter Driving (Ice Or Snow)²

If possible, reduce road speed and select a lower gear range before you lose traction. Select the gear range that will not exceed the speed you expect to maintain. Accelerate or decelerate gradually to prevent losing traction. It is very important to gradually slow down when a lower gear range is selected. It is also important to allow the transmission to reach the lower gear range before attempting to accelerate. This will avoid an unexpected downshift during acceleration.



Engine Braking³

Engine braking provides good speed control for going down grades. When the vehicle is heavily loaded or the grade is steep, it may be desirable to preselect a lower range reaching the grade. If engine-governed speed is exceeded, the transmission will upshift automatically to the next range.

For more information, visit allisontransmission.com.

¹ In the event you leave the vehicle or driving compartment, even momentarily, while the engine is running, be sure the transmission is in Neutral and the parking brake and/or emergency brakes are set and properly engaged. Unexpected and possible sudden vehicle movement may occur if these precautions are not taken.

² Using the retarder on wet or slippery roads may cause loss of traction on the drive wheels—your vehicle may slide out of control. To help avoid injury or property damage, turn the retarder enable to OFF when driving on wet or slippery roads. The retarder is automatically disabled whenever the vehicle anti-lock brake system (ABS) is active. However, in case the ABS malfunctions, it is recommended that the retarder enable switch, if present, be disabled.

³ To avoid loss of control, use a combination of downshifting, braking and other retarding devices. Downshifting to a lower transmission range increases engine braking and can help you maintain control. The transmission has a feature to prevent automatic upshifting above the lower range selected. However, during downhill operation, if engine-governed speed is exceeded in the lower range, the transmission will upshift to the next higher range to prevent engine damage. This will reduce engine braking and could cause a loss of control. Apply the vehicle brakes or other retarding device to prevent exceeding engine-governed speed in the lower range selected.





Redefining
Performance.

Better In Every™ Way.

What makes Cummins the leading choice for RV customers? An unsurpassed combination of performance, reliability and fuel economy. From the 200-hp B6.7™ to the 605-hp X15™ Performance Series, there's a Cummins diesel that's the right size for your next RV – all backed by the largest, most capable service and support network in North America, including numerous Coach Care™ RV Centers. For confidence over any terrain, longer trips between fueling and world-class support, you deserve a diesel. Call Cummins Care at 1-800-CUMMINS™ (1-800-286-6467) or visit cumminsengines.com/rv to see how our 2017 engines are redefining performance in every way.



©2017 Cummins Inc., Box 3005, Columbus, IN 47202-3005 U.S.A.



UPCOMING RALLIES



YOUR FCOC 2018 RALLY SEASON*

We've already started working on filling up your schedules for 2018 and we're looking forward to seeing all of you there! After Tucson, mark your calendars for one (or all) of the following upcoming FCOC rallies:

STURGIS, SOUTH DAKOTA

July 10-14, 2018

KICKSTAND CAMPGROUND

13014 Pleasant Valley Rd.
Sturgis, South Dakota 57785
(605) 499-9058
www.kickstandslc.com

JUNCTION CITY, OREGON

August 1-4, 2018

GUARANTY RV PARK

93668 Hwy 99 South
Junction City, Oregon 97448
(855) 678-7275
www.bookyoursite.com

SHAWNEE, OKLAHOMA

September 24-28, 2018

OKLAHOMA EXPO CENTER

1700 W. Independence St.
Shawnee, Oklahoma 74804
(405) 275-7020
www.shawneeexpo.org

SEVIERVILLE, TENNESSEE

October 29-November 2, 2018

RIVER PLANTATION RV RESORT

1004 Parkway
Sevierville, Tennessee 37862
(865) 429-5267
www.riverplantationrv.com

SAVE THE DATE SEFFNER, FLORIDA

February 13-17, 2019: More information to come at a later date.

LAZY DAYS RV RESORT

6210 County Rd. 579
Seffner, Florida 33584
(800) 350-6731
www.lazydays.com/locations/florida/tampa-florida/rv-resort

* Rally dates subject to change

STURGIS, SOUTH DAKOTA

July 10-14, 2018

\$305/Coach, \$250/Single

Each Extra Person: add \$99

KICKSTAND CAMPGROUND

13014 Pleasant Valley Rd.

Sturgis, South Dakota 57785

(605) 499-9058 | www.kickstandslc.com

TOURS

We are currently working on the final details for the following two optional tours:

The Presidents & Crazy Horse

We will take a short drive through Hill City, SD, to the Crazy Horse Memorial where we will stop for a quick video, tour and photos. After a lunch break at Laughing Waters Restaurant, we will head to our next stop – George Washington’s Profile – before we arrive at Mount Rushmore for a tour and photos. On our way back to Sturgis, we’ll drive through the small gold town of Keystone.

Depart: 8:00 am Return: 5:00 pm
Cost: \$46 (30 passenger minimum)

Mount Rushmore Lighting Ceremony

You’ll have the opportunity to attend the patriotic lighting service, including a flag folding ceremony, which begins at 9:00 pm.

Depart: 7:00 pm Return: 11:30 pm
Cost: \$29 (30 passenger minimum)

FCOC KICKSTAND CAMPGROUND AREA RALLY

Join us in July at the Kickstand Campground in South Dakota – where the average daily temperature for this time of the year is 87°F! The campground is within driving distance of many great area attractions and national landmarks. A quick 55-mile drive will lead you to the 1800 Train Ride on the Black Hills Center Railroad.

Rally fee includes, but is not limited to the following:

- 4 Nights Full Hook-Ups with 50-Amp Power
- 3 Breakfasts
- 4 Dinners
- Evening Happy Hour Events
- Seminars and Activities
- Fireside Chat Seminar
- We will announce Camp Freightliner dates closer to the event

We are limited to 50 spaces, so get your applications in early. On the morning of Sunday, July 15, those that belong to the FMCA will convoy to the FMCA National Rally in Gillette, Wyoming.

THINGS TO SEE AND DO IN STURGIS

MOUNT RUSHMORE: Driving just 46 miles further will lead you to one of our nation’s most iconic monuments, which turns 77 this year. At 5,725 feet high, the sculpture features George Washington, Thomas Jefferson, Abraham Lincoln and Theodore Roosevelt – with eyes that measure 11 feet wide. The thought process for this national memorial was along the lines of, “If you carve it, they will come.” Now it’s your turn.

1800 TRAIN: The vintage steam train ride is narrated by experienced and knowledgeable staff, providing a fun, interactive experience for all aboard. The historic locomotive allows railroad enthusiasts of all ages to enjoy the unique view of the Black Hills of South Dakota. View the train schedule and 2018 group pricing specials here: www.1880train.com.

DEADWOOD, SD: Known for its gold rush history, the entire city is a National Historic Landmark District due to its well-preserved architecture from that era. In fact, the attractions worth exploring are endless:

- Broken Boot Gold Mine: serves as the area’s best underground mine tour – allowing you to return to the times of miner’s picks, dynamite blasts and the ongoing search for the richest veins on Earth. Visit the authentic gold mine to step into history and dig into the past: www.brokenbootgoldmine.com.
- Mount Moriah Cemetery: Overlooking Deadwood Gulch, the cemetery houses the graves of some of the most prominent Wild West figures, including Wild Bill Hickok and Calamity Jane.
- Adams House Museum: The elegant Queen Anne-style house was built in 1892 and is well known for its oak interiors, hand-painted canvas wall coverings and stained-glass windows. After the death of the original owners, W.E. Adams founded it again in 1930 with the purpose of displaying the history of the Black Hills. He donated the building to the city of Deadwood, along with its greatest treasures on exhibit: a 7.346 troy ounce gold nugget, a beloved American illustrator’s sketch of Wild Bill Hickok, a one-of-a-kind plesiosaur (marine reptile) and more.

STURGIS MOTORCYCLE MUSEUM & HALL OF FAME: Showcasing vintage motorcycles, artifacts and memorabilia, the facility serves as a unique destination and prominent Black Hills attraction. Check out their growing collection here: www.sturgismuseum.com.

IRON HORSE SALOON & RESTAURANT: Serving up great food, hospitality and character, the world-famous, biker-friendly saloon doubles as a bar & grill and entertainment venue – offering all the eats and drinks, as well as multiple concert stages. Check out upcoming performances here: www.ihsturgis.com.

STURGIS, SOUTH DAKOTA

JULY 10-14, 2018

KICKSTAND CAMPGROUND | 13014 PLEASANT VALLEY ROAD STURGIS, SD, 57785 | (605) 499-9058

Rally Master: Tom James | 916-870-9322 | tjames@adcomworldwide.com

Asst. Rally Master: Steve Batorson | 520-444-6722 | president@fcocrv.org

Member #: _____

Pilot: _____
Last First

Nickname for Badge: _____

Co-Pilot: _____
Last First

Nickname for Badge: _____

Will you have a guest(s) attending the rally? ☐ Yes ☐ No

If so, please give name(s) and age(s): _____

Address: _____
City State Zip Code

Primary phone #: _____ Cell phone #: _____

Email address: _____

CANCELLATION FEE – \$25. SIGN-UP DEADLINE IS JUNE 15, 2018. NO REFUNDS AFTER JULY 1ST, 2018. WE ARE LIMITED TO 50 COACHES. WE WILL HAVE A WAITING LIST.

Any special events during July, e.g. birthdays or anniversary?: _____

First time at an FCOC rally? ☐ Yes ☐ No Handicap Parking: ☐ Yes ☐ No

Crafts? ☐ Yes ☐ No Would you like to volunteer to help with the rally? ☐ Yes ☐ No

Mfg/Model of Coach: _____

Length: _____

FCOC members, please make check payable to "FCOC" for **\$305/coach** or **\$250/single**. Non-members \$355. Price based on 2 persons per coach, campsite, entertainment, 4 dinners, 3 breakfasts and one continental breakfast on day of departure for each person. Camp Freightliner will be available at an additional cost of \$285/coach, \$235/single. Add \$99 for each additional guest over the age of 14 to cover food and entertainment, and mail to: **FCOC, PO BOX 1527, Cortaro, AZ 85652. Contact the campground directly for additional nights pre/post rally.**

Date Received: _____

Confirmation Sent: _____

register online
www.FCOCRV.org

TOURS

Please check the box next to the tour(s) you wish to attend.

☐ The Presidents & Crazy Horse
\$46 per person

Number of people attending?

☐ 1 ☐ 2

☐ Mt. Rushmore Lighting Ceremony
\$29 per person

Number of people attending?

☐ 1 ☐ 2



JUNCTION CITY, OREGON

August 1-4, 2018

\$305/Coach, \$230/Single

Each Extra Person: add \$99

GUARANTY RV PARK

93668 Hwy. 99

Junction City, Oregon 97448

(855) 678-7275 | www.bookyoursite.com

FCOC GUARANTY PARK RALLY

Let's rally in Junction City – home to the Double L Kiger Mustang Ranch and Diamond Woods Golf Course, as well as many orchards, artists' studios and award-winning wineries. Together, we will tour the Winnebago RV factory; relax at a wine tour and beer tasting; and experience a hayride at a local farm, enjoying fresh, delicious fruit and vegetables along the way.

Rally fee includes, but is not limited to the following:

- 4 Nights Full Hook-Ups with 50-Amp Power
- 3 Breakfasts
- 4 Dinners
- Ice Cream Social
- Photography Classes
- Scavenger Hunt
- Golf
- Craft (bring a crochet needle if you are interested)
- Happy Hour
- Seminars and Activities
- We will announce Camp Freightliner dates closer to the event

THINGS TO SEE AND DO IN JUNCTION CITY

DOUBLE L KIGERS: Three Creeks Ranch in Southern Oregon is home to both cattle and mustang horses – all ranch-raised and free to roam about the hundreds of acres. The facility offers competitive trail trials, horseback riding, hunting and hiking. It's quite common to come across plenty of wildlife while exploring, including deer, elk, turkey – as well as the occasional bear! (www.doublelkigerranch.com)

DIAMOND WOODS GOLF COURSE: The 7,000+ yard championship golf course offers a unique and exciting layout, challenging golfers of all experience and skill levels. The course employs the features of the area with tree-lined fairways, rolling terrain and water that comes into play on seven of the holes. See open times at www.diamondwoods.com.

RODEO STEAK HOUSE & GRILL: Located in the Historic Train Depot, the steakhouse specialty is their slow-roasted prime rib – but offers a wide range of menu items to please everyone's taste buds.

THE LEE HOUSE MUSEUM: The only structure in Junction City listed on the National Register of Historic Places, the Lee House was home to the city's first resident doctor. Dr. Lee pulled the back portion of his house to the city from Lancaster – by horse – in 1872. He then began to build onto it in order to accommodate his growing family and medical practice. The building was purchased and restored by the Junction City Historical Society in 1972 and now serves as a community museum – exhibiting furniture and artifacts from that period, as well as the city's railroad history upstairs. (www.junctioncity.com/history/leehouse)

register online
www.FCOCRv.org

JUNCTION CITY, OREGON

AUG 1-4, 2018

GUARANTY JUNCTION CITY RV PARK | 93668 HWY 99 SOUTH | JUNCTION CITY, OR 97448 | (855) 678-7275

Rally Master: Tom James | 916-870-9322 | tjames@adcomworldwide.com Asst. Rally Masters: TBD

Member #: _____

Pilot: _____
Last First

Nickname for Badge: _____

Co-Pilot: _____
Last First

Nickname for Badge: _____

Will you have a guest(s) attending the rally? ☐ Yes ☐ No

If so, please give name(s) and age(s): _____

Address: _____
City State Zip Code

Primary phone #: _____ Cell phone #: _____

Email address: _____

CANCELLATION FEE – \$25. SIGN-UP DEADLINE IS JULY 15, 2018. WE ARE LIMITED TO 50 COACHES. WE WILL HAVE A WAITING LIST.

Any special events during August, e.g. birthdays or anniversary?: _____

First time at an FCOC rally? ☐ Yes ☐ No Handicap Parking: ☐ Yes ☐ No Crafts? ☐ Yes ☐ No

Would you like to volunteer to help with the rally? ☐ Yes ☐ No

Mfg/Model of Coach: _____ Length: _____

FCOC members, please make check payable to "FCOC" for **\$305/coach** or **\$230/single**. Non-members \$355. Price based on 2 persons per coach, campsite, entertainment, 4 dinners, 3 breakfasts and one continental breakfast on day of departure for each person. Camp Freightliner will be available at an additional cost of \$285/coach, \$235/single. You may register for Camp Freightliner directly at FCCCRV.com; you must be registered for this rally to attend the class. Add \$99 for each additional guest over the age of 14 to cover food and entertainment, and mail to: **FCOC, PO Box 1527 Cortaro, AZ 87652.**

Date Received: _____ Confirmation Sent: _____

SHAWNEE, OKLAHOMA

September 24-28, 2018

\$329/Coach, \$229/Single

Each extra person: add \$99

OKLAHOMA EXPO CENTER

1700 W. Independence St.

Shawnee, Oklahoma 74804

(405) 275-7020 | www.shawneeexpo.org

FREIGHTLINER CHASSIS OWNER'S CLUB ANNUAL MEETING

Join us at the Heart of Oklahoma Exposition Center for our annual rally and meeting Sept. 24-28 – which immediately follows the FMCA South Central Area Rally, being held at the Expo Center Sept. 19-22. We are working on provisions for anyone attending the FMCA Rally to not have to leave the location or change sites. (More on this in the future.)

This is your chance to see the many friends you have made in FCOC, so please join us for this special FCOC Rally and Annual Meeting.

Linda Murphy will be your Rally Master, while Andrew and Judy Allen will serve as Assistant Rally Masters.

Rally fee includes, but is not limited to the following:

- 4 Dinners
- 3 Breakfasts
- 1 Continental Breakfast
- Hospitality Hours and Entertainment
- Seminars
- Camp Freightliner (September 28-29 and October 1-2)

SHAWNEE, OKLAHOMA RALLY

SEPT 24-28, 2018

OKLAHOMA EXPO CENTER | 1700 W. INDEPENDENCE ST. | SHAWNEE, OK 74804 | (405) 275-7020

Rally Master: Linda Murphy | 260-413-8134 | murphyLpilot@localnet.com

Asst. Rally Masters: Andrew & Judy Allen | 580-536-7877 | a_s_allen@yahoo.com

register online
www.FCOCRv.org

Member #: _____

Pilot: _____
Last First

Nickname for Badge: _____

Co-Pilot: _____
Last First

Nickname for Badge: _____

Will you have a guest(s) attending the rally? ☐ Yes ☐ No

If so, please give name(s) and age(s): _____

Address: _____
City State Zip Code

Primary phone #: _____ Cell phone #: _____

Email address: _____

CANCELLATION FEE – \$25. SIGN-UP DEADLINE IS AUGUST 30, 2018. WE ARE LIMITED TO 100 COACHES. WE WILL HAVE A WAITING LIST. Additional nights must be paid to: Heart of Oklahoma Expo Center. Further details regarding extra nights and site selection to be announced at a later date. If registering online, you may pay by PayPal.

Any special events during September, e.g. birthdays or anniversary?: _____

First time at an FCOC rally? ☐ Yes ☐ No Handicap Parking: ☐ Yes ☐ No Crafts? ☐ Yes ☐ No

Would you like to volunteer to help with the rally? ☐ Yes ☐ No

Mfg/Model of Coach: _____ Length: _____

FCOC members, please make check payable to "FCOC" for **\$329/coach** or **\$229/single**. Non-members \$379. Price based on 2 persons per coach, campsite, entertainment, 4 dinners, 3 breakfasts and one continental breakfast on day of departure for each person. Camp Freightliner will be available at an additional cost of \$285/coach, \$235/single. You may register for Camp Freightliner directly at FCCRV.com; you must be registered for this rally to attend the class. Add \$99 for each additional guest over the age of 14 to cover food and entertainment, and mail to: **FCOC, PO Box 1527 Cortaro, AZ 87652.**

Date Received: _____ Confirmation Sent: _____

THINGS TO SEE AND DO IN SHAWNEE

LOCAL CASINOS: Try your luck at one of the many casinos located in Shawnee, OK, and surrounding areas.

- Grand Casino Hotel & Resort: Located a short drive from Oklahoma City on Interstate 40, the 125,000-square-foot facility offers 2,000 of the newest, Vegas-style slots – as well as Oklahoma's only Keno lounge. (www.grandresortok.com)
- The Black Hawk Casino: The newly remodeled and upgraded casino now provides guests with a state-of-the-art bar and stage for live entertainment every weekend. (www.theblackhawkasino.com)
- Kickapoo Casino: Owned and operated by the Kickapoo Tribe of Oklahoma since its opening in 2012, the casino offers over 300 E-Games, daily promotions and specials. See what they have in-store here: www.kickapoo-casino.com.

THE AIRPORT TRACK: A dual-use, 10-foot-wide, divided path that surrounds most of the airport provides a means for running and cycling enthusiasts to get their fix. (www.shawneeparks.org/airport)

SCISSORTAIL SKYDIVING: With a perfect safety record, Scissortail Skydiving allows you to explore your inner thrill-seeker and get the adrenaline rush you've been looking for: www.scissortailskydiving.com.

HORSE IN THE CITY: Taking art out of museums and onto the streets, the citywide public art presentation includes more than two dozen life-size fiberglass painted horses, brought to life by the area's most talented artists. (www.shawneeok.org/horseinthecity)

CITIZEN POTAWATOMI NATION CULTURAL HERITAGE CENTER: The Center exists to educate tribal members, the greater Native American community and other visitors about the historical and contemporary aspects of the tribe. The Center includes a Bald Eagle Aviary and Mabee Gerrr Museum of Art: www.potawatomiheritage.com.

SHAWNEE VETERANS MEMORIAL: Veterans' names are engraved on brick pavers purchased by donors to form a walkway in the shape of a five-pointed star – with each point representing one branch of the military. The park allows for a place of solitude and reflection to remember those that have served and those currently serving our country. (www.shawneeparks.org/veteransmemorial)



GRAND CASINO HOTEL & RESORT



SCISSORTAIL SKYDIVING



SHAWNEE VETERANS MEMORIAL



HORSE IN THE CITY



CITIZEN POTAWATOMI NATION CULTURAL HERITAGE CENTER

SEVIERVILLE, TENNESSEE

October 29-November 2, 2018

\$439/Coach, \$299/Single

Each Extra Person: add \$139

RIVER PLANTATION RV RESORT


1004 Parkway

Sevierville, Tennessee 37862

(865) 429-5267 | www.riverplantationrv.com



BUSH'S VISITOR CENTER



ADVENTURE WORKS



FIVE OAKS RIDING STABLES



SUGARLANDS DISTILLING COMPANY

FCOC SMOKY MOUNTAIN "HILLBILLY HOEDOWN" RALLY

We're excited to join together at the River Plantation RV Resort – a Premier RV Resort in Sevierville, TN, near Pigeon Forge and Gatlinburg – for the first time. The resort offers a fitness center, laundry, game rooms, Wi-Fi and cable at each site, a Bark Park, cabin rentals and even an on-site RV wash. The swimming pool and lazy river will be closed for the season, but the hot tub may be open. All in all, Sevierville and the surrounding areas offer non-stop fun for all. We can't wait to see all of you there. Adventure awaits!

RALLY FEE INCLUDES, BUT IS NOT LIMITED TO THE FOLLOWING:

- 4 Nights Full Hook-Ups with 30/50-Amp Power
- 4 Breakfasts, Including 1 Continental Breakfast
- 3 Dinners and 1 Dinner Show
- Social Hours and Seminars
- Camp Freightliner Classes (October 24-25 and 26-27)
- Also Included:
 - All-you-can-eat "Granny's Award Winning Southern Feast"
 - "The Hatfield and McCoy Dinner Feud" – an action-packed musical show (www.hatfieldmccoydinnerfeud.com)
 - "Christmas at the Smoky Mountain Opry" – the premier showing of a multi-million dollar Christmas production the whole family will enjoy (www.christmasinpigeonforge.com)

THINGS TO SEE AND DO IN SEVIERVILLE

BUSH'S VISITOR CENTER: Discover the place where it all began – tracing the values and events that made Bush's Best Baked Beans what it is today. It's all housed in the original A.J. Bush & Company General Store, founded in 1897. (www.bushbeans.com/en_US/visitors-center)

ADVENTURE WORKS: Located on-site at the River Plantation RV Resort, the fun-filled Adventure Park offers aerial exploration for the entire family. There are plenty of different challenges to choose from after finishing the safety class: www.riverplantationrv.com/ziplining.

FIVE OAKS RIDING STABLES: If you love nature and want to try your hand at horseback riding, look no further. This 70-acre nature park will give you the opportunity to ride with the view of a beautiful mountain lake and the majestic Mount LeConte like you've never seen before: www.fiveoaksridingstables.com.

SUGARLANDS DISTILLING COMPANY: Partners with Discovery Channel's "Moonshiners Legends," Sugarlands brings traditional recipes to you! Take part in a tasting, or choose from their countless award-winning moonshine and whiskeys: www.sugarlands.com.

SEVIERVILLE, TENNESSEE RALLY

OCT 29- NOV 2, 2018

RIVER PLANTATION RV RESORT | 1004 PARKWAY | SEVIERVILLE, TN 37862 | (865) 429-5267

Rally Master: Linda Murphy | 260-413-8134 | murphyLpilot@localnet.com

Asst. Rally Masters: Tom & Beth Digate | 260-413-3570 | tomandbeth@digate.us

Member #: _____

Pilot: _____
Last First

Nickname for Badge: _____

Co-Pilot: _____
Last First

Nickname for Badge: _____

Will you have a guest(s) attending the rally? ☐ Yes ☐ No

If so, please give name(s) and age(s): _____

Address: _____
City State Zip Code

Primary phone #: _____ Cell phone #: _____

Email address: _____

CANCELLATION FEE – \$25. SIGN-UP DEADLINE IS AUGUST 29, 2018. WE ARE LIMITED TO 75 COACHES. WE WILL HAVE A WAITING LIST. Additional nights must be paid to: River Plantation RV Park. You must call the park directly to reserve your site from our block of sites - have the number of nights (date in and date out), length of unit, credit card, etc. If you will be attending the Camp Freightliner classes on Oct. 24-25, you will need six nights pre-rally; if you're attending Oct. 26-27, you will need four nights pre-rally. We are holding 15 sites Oct. 23-Nov. 1, 30 sites Oct. 24-Nov. 1, and 75 sites Oct. 28-Nov 1. This will be a sellout, so reserve early. Add \$43 for each extra night. Our extra sites will be released Sept. 30.

Any special events during October, e.g. birthdays or anniversary?: _____

First time at an FCOC rally? ☐ Yes ☐ No Handicap Parking: ☐ Yes ☐ No Crafts? ☐ Yes ☐ No

Would you like to volunteer to help with the rally? ☐ Yes ☐ No

Mfg/Model of Coach: _____ Length: _____

FCOC members, please make check payable to "FCOC" for **\$439/coach** or **\$299/single**. Non-members \$489. Price based on 2 persons per coach, campsite, entertainment, Wi-Fi, cable, hospitality hours each day, seminars, Smoky Mountain Opry, 3 dinners, one dinner show, 3 breakfasts and one continental breakfast on day of departure for each person. Camp Freightliner will be available at an additional cost of \$285/coach, \$235/single. You may register for Camp Freightliner directly at FCCCRV.com; you must be registered for this rally to attend the class. Add \$139 for each additional guest over the age of 14 to cover food and entertainment, and mail to: **FCOC, PO Box 1527 Cortaro, AZ 87652.**


Date Received: _____ Confirmation Sent: _____

register online
www.FCOCRv.org

TUCSON RALLY

Tom James, Rally Master
Mary Costigan, Asst. Rally Master

RALLY RECAP



WESTWARD HO!

Monday, March 26th, at Pima County Fairgrounds in Tucson, AZ, the day started off with the last of the 92 FCOC motorhomes attending the rally pulling in and setting up camp.

FCOC President Steve Batorson held a seminar for the first-time attendees (60% of all attendees) and explained the functions of the FCOC club and its history before Rally Master Tom James welcomed everyone and went over the schedule for the week. Following dinner, Katherine Henley led the group in Card Bingo where Rachel Cuthbertson won a brand new, crisp \$100 bill. A 50/50 drawing was held; each night, half of the money collected was added to the total sum the FCOC donated to Ronald McDonald House Charities of Southern Arizona.

On Tuesday, FCCC's Joe Snyder started the day with a Fireside Chat, in which he discussed in detail the Freightliner chassis and Allison transmissions. Outside, beside the FCCC chassis, were Mercedes-Benz representatives Ted Marshall and Michael Hanacek. They were doing research by asking what our members thought about a new dash

configuration. Also beside the chassis were techs Samule Vose and Jenn Barrett from Freightliner Truck Center, the Velocity Group, selling parts and doing service work on the coaches of FCOC members attending the rally. James A. Pruett Jr., GM of Freedom RV, put on a display of new Newmar motorhomes.

The afternoon provided seminars by Ethan Westom and Andrew McCulloch of Michelin, John and Sally Mincks with Adventure Caravans, Inc., David Luchini from Sky Med, and Cassandra and Ed Dennis with Alps West. Happy hour followed this long day of seminars – and after dinner, another 50/50 drawing and some bingo. The last game was "Blackout" and two members, Marilyn Cooke and Steve Bertling, took home the grand prize of \$200.

On Wednesday, attendees enjoyed talking with vendors and looking at the new motorhomes. A rally picture was taken in front of the chassis followed by Freedom RV providing lunch. Free time completed the day's activities. Happy hour and dinner preceded the 50/50 drawing and then

it was time for our entertainer. Country western singer Lee Alexander got everyone singing along and tapping their toes. He was booked for one hour, but ended up staying twice as long to sing all the requests and made for a great night!

Thursday brought more seminars by Alps West and Adventure Caravans, Inc. Cummins, Inc. lead a seminar inside the building and then moved outside by the Freightliner chassis to continue providing attendees information about their engines and generators. Michelin Tire offered an ice cream social at noon, followed by free time to explore the area. Happy hour and dinner were followed by the presentation of \$1,200 – raised by the 50/50 drawings – to Nancy Kirk of Ronald McDonald House.

Door prizes were drawn and Dean Singer won a free FCOC rally of his choice, as Sally Mincks of Adventure Caravans, Inc. presented him with a

\$500 gift certificate; and Kay Singer won a free trip from Sky Med, as Sally gifted her \$2,000. FCOC gave away twenty \$25 Wal-Mart gift cards and 13 Pilot/Flying J gift cards of \$75 each. The evening ended with a white elephant exchange, where everyone took a turn picking from a brown bag – if you didn't like the item you got, you could exchange it for a different item that had already been picked. The swaps were the highlight of the evening!

Friday brought everyone to coffee and pastries to have a last visit with old and new friends, giving attendees the chance to goodbye until the next rally.

Until then – we hope to see you down the road.

Tom James,
Rally Master

FEATURED DEALER

NORTH TRAIL RV CENTER

North Trail RV Center – featuring a premier Freightliner Oasis Chassis Center – is South Florida's largest RV dealer, the world's largest Newmar dealer and one of the largest single-location RV dealerships in the nation.

Within the last two years, North Trail RV Center has undergone a massive expansion, including a new, state-of-the-art Service Center and beautiful, sleek and modern Sales Center. Their Service Center spans 70 acres and is conveniently located right off I-75, which runs directly through the beautiful, sunny southwest Florida. Being in one of the most popular motorhome destination hotspots, North Trail RV Center services a large volume of coaches every year. Happy, satisfied guests are their best advertisement.

The dealership also has a sizeable RV parts and accessory megastore that stocks many hard-to-find OEM parts, as well as a full-service RV Collision Center that is characterized by (3) 64' downdraft paint booths, fabrication center, expert paint and body shop professionals, and more. Additionally, the RV Center accepts almost all insurance claims and is a preferred repair facility for the products they carry; has a Tire and Alignment Center that features Hunter Road Force balancing technology; and offers "no leak" RV roof repair, featuring the latest and greatest products and technology.

Their size and status provides them with the tools to tackle nearly any job – no matter how big or how small. North Trail technicians are all professional, experienced and factory-trained; many of which are Master Technician certified. Every year, the Service Center is recognized for many awards for customer satisfaction and performance.

About North Trail RV Center:

- Carries top-of-the-line RVs: Newmar, Tiffin, Thor, Airstream, Renegade RV, Dynamax, Jayco, Winnebago and Pleasure Way
- Over 120 service bays
- (4) 50' quick oil change pits
- Over \$2,000,000 in RV parts
- Over \$100,000,000 in RV inventory
- Over 750 new and used RVs
- RV Collision Center with (3) 64' paint booths
- Tire and Alignment Center
- Freightliner Oasis Chassis Center

SERVICE UPDATE



Geared toward RV owners, the next generation of the 24/7 Direct app seamlessly connects you to a wealth of resources for your chassis and your journey. And as always, you'll be empowered to locate a dealer and contact FCCC 24/7 Direct factory technicians with one click – anytime, anywhere.

24/7 DIRECT

- Call or email FCCC technicians 24/7, locate servicing dealers, and provide feedback on service experiences
- Store maintenance logs in the cloud and share them across devices
- Access service checklists, owner and maintenance manuals, dash light descriptions, FAQs and more

POWER IN YOUR POCKET

The 24/7 free mobile app with a full suite of owner resources is available for Apple and Android devices. Search: Freightliner 247.



SHOP TALK

GUIDE TO ANNUAL, SPRING-CLEANING RV MAINTENANCE

From the high-performance engines to the sparkly paintjobs, all parts of your ride are in need of a little TLC from time to time. And what time is better than while you're checking off the rest of your spring-cleaning to-do list? Just follow these tips and your rig will remain in tip-top condition.

- Sanitize your RV's fresh water system – both the hot and cold sides. We actually recommend doing this at least twice a year, especially if you're full-timers. This will ensure your water is safe to drink.
- At least once a year, flush and clean the water heater with vinegar – scrubbing as needed to remove any built-up rust or scale.
- Inspect the roof of your coach and all dicor.

NOTE: Every place there is something attached is a source of a potential leak. If you spot any cracking or wear, use the dicor to patch. As they say, better safe than sorry. The goal is to prevent leaks before they even have a chance to start.

- Baby powder is a great tool for lubricating your RV's slide outs and keeping them from sticking or tearing.
- One of the most important – and often most costly – steps in annual maintenance is servicing the generator. In order to keep the cost down, make sure to perform quality inspection of and service to all of the following:
 - › Oil and filter change
 - › Clean spark arrestor
 - › Replace air filter
 - › Flush cooling system
 - › Replace fuel filter
- Additional water filters in need of replacing each year include: carbon, under-counter and icemaker.

- We recommend setting up a new sewer hose each year. This is definitely one of those things you do not want to put off – replace it BEFORE it starts leaking.
- Examine your RV's tow bar. If it does not move easily in or out, apply fresh grease.
- Inspect the coach's batteries and service as needed. We recommend doing this monthly, especially for flooded lead acid batteries.
- Next, check the tires and wheels for any damage or wear. Low tread, bent wheels, low tire pressure and any other irregular signs should not go overlooked. We also recommend having them inspected by a professional every couple of years.
- Replace the batteries in your smoke and carbon monoxide detectors, and make sure the fire extinguishers are properly charged.
- Lastly, wash your RV. Start with the roof – because there is no point in washing anything if the roof remains untouched, as anything up there will surely creep its way down the sides.
 - › If you have the room, traveling with a pressure washer will allow you to tackle any mess at any time. It's the perfect tool for fiberglass roofs, mud flaps, screens, jacks, wheels and more. If your RV has a rubber roof, the pressure washer still serves its purpose – just make sure to dial down the pressure.
 - › We recommend washing the rig with the slide outs in, then washing them separately.
 - › Wax on liquid automotive wax and wax off with a microfiber cloth.



JOIN US FOR A *Fireside Chat*

Offered at RV owner rallies and events across the country, Fireside Chat is an abbreviated version of Camp Freightliner – FCCC's wildly popular two-day seminar – reserved exclusively for FCCC owners. It's packed with valuable information about your product, what Freightliner does to make your ownership experience easy and enjoyable, and maintenance tips and tricks for new and veteran RVers.

Although brief, Fireside Chat covers everything from joining the FCCC family to the parts of your chassis – broken down into seven sections to make the class easy to follow and convenient, in addition to being interesting and informative.

Learn more about the benefits of driving a motorhome built on an FCCC chassis by registering for a Camp Freightliner Course at FCCCRV.com/owners/camp-freightliner.

TURN YOUR MEMORIES INTO ANOTHER'S INSPIRATION

STEP 1:

Grab your tablet
or smartphone

STEP 2:

Visit **RoadLens.io**

STEP 3:

Scroll to find
inspiration

STEP 4:

Tap the post icon
to share your own



Discover the
online home of
the RV lifestyle,
ROADLENS.IO



SACRAMENTO TRUCK CENTER MOTORHOME SERVICE



Regular preventive maintenance check ups are the key to keeping your Freightliner chassis in safe, reliable condition.

Having STC perform a chassis inspection is the best way to ensure you will get safe, enjoyable miles from your Freightliner chassis.

Our factory trained technicians will perform a thorough 15-point chassis inspection free of charge and will provide you with an estimate for any repairs needed. Additionally, FCOC members will receive a 10% discount on labor and a fleet discount on any parts needed.

AT SACRAMENTO TRUCK CENTER, YOU WILL FIND:

- A Clean, Organized Service Department
- Factory-Trained Technicians on FCCC, Cummins, Cat, Detroit Diesel, MBE Allison
- Friendly, Professional Service Personnel
- All of the Latest Tools and Equipment

COME TO SACRAMENTO TRUCK CENTER "WHERE SERVICE IS PERFORMED WITH INTEGRITY"

For more information, visit our website: www.sacramentotruckcenter.com

Email Contact: LCowan@sacramentotruck.com



Alliance Truck Parts has over 30 product lines that serve the commercial transportation industry with reliable new and remanufactured parts and accessories for all makes and all models¹ to keep trucks and buses on the road. All Alliance Truck Parts meet or exceed OES specifications for quality, fit and finish and are backed by a nationwide warranty², which means you don't have to trade quality for price.

Find your nearest location at alliancetruckparts.com



DTNA/PSM-A-1005. Specifications are subject to change without notice. Copyright © Daimler Trucks North America LLC. All rights reserved. Alliance Truck Parts is a brand of Daimler Trucks North America LLC, a Daimler company. ¹ For nearly all heavy-duty truck makes and models. ² See warranty for complete details and limitations.

DAIMLER | Alliance Truck Parts - A Daimler Group Brand



Get to Know Your Chassis.

NEW! PAY FOR CAMP FREIGHTLINER WHEN YOU REGISTER ONLINE!

When you register for Camp Freightliner on FCCCRV.com, you can now pay right away by debit or credit card, or your PayPal account.

2018 CLASS SCHEDULE UPDATED ON FCCCRV.COM

To register, visit FCCCRV.com and click on "Camp Freightliner" on the home page.

2018 CLASSES AT FCOC RALLIES

We've made special arrangements with FCCC to have a full Camp Freightliner at a number of our 2018 FCOC rallies. They're just like the classes you'd take in Gaffney, but you don't have to go to South Carolina!

When you register for the rally at FCOCRV.org, you'll receive a special code to enter when you sign up for Camp Freightliner at FCCCRV.com/owners/camp-freightliner.



TOUR THE FCCC FACTORY

While you're in town for Camp Freightliner, we encourage you to tour the factory to see how our chassis come together.

At approximately 200,000 sq. ft., the FCCC Factory is a must-see for Freightliner Chassis owners. Just 4.5 miles from our Service Center and six miles from the KOA Campground, the FCCC Factory offers a daily tour Monday-Friday with registration beginning at 10:15 a.m. in the main lobby. Each tour lasts 45 minutes to an hour, and you will see everything from an engine being up-fitted with accessories to a completed chassis ready to roll out the door to the body builder.

Time for a factory tour is not included in the Camp Freightliner itinerary, so plan an extra day before or after class for this one-of-a-kind experience. You won't want to miss it!

552 Hyatt St.
Gaffney, SC 29341
P: 864-487-1700
fccservice@daimler.com



CAMP FREIGHTLINER

We had some wonderful groups join us for Camp Freightliner who were very eager and excited to learn about all the technology we've developed recently, including OptiView dash, RoadWatch and our all-new push-to-start key FOB, just to name a few. There are many Camp Freightliner opportunities in the near future and we hope to see you there!



CAMP FREIGHTLINER I

Take advantage of FCCC's comprehensive and captivating two-day training session in Gaffney, SC, to learn about the benefits of driving a motorhome built on an FCCC chassis. This is not a hands-on workshop, but you will spend time at a bare chassis to become more familiar with the features. Class size is limited and filled on a first-registration basis, so sign up today!

Topics:

- Air brake system
- Electrical system
- Maintenance intervals
- Weight distribution
- Vehicle storage
- Plus much more!

Fee: \$235.00 for single attendance or \$285.00 for driver and co-pilot for the two-day class. Pay at time of training.

Please feel free to bring your laptops to class, so that you can follow along with the Internet portion of the course.



CAMP FREIGHTLINER II

Camp Freightliner II is a Service & Maintenance class held at the Factory Service Center. This is not a hands-on course, but pairs you with a service technician in the service bay to observe the proper service techniques and ask questions about the chassis.

Fee: \$100.00+ cost of your scheduled maintenance (Covers safety and protective equipment, lunch and other supplies).

Camp Freightliner I is a prerequisite to this class.

There is a minimum level of routine service required for this class, which will be verified upon scheduling of service.

SIGN UP FOR A
CAMP FREIGHTLINER CLASS
ONLINE AT **FCCCRV.COM**.

SPRING CLEANING

It's time to wake up and smell the roses, people! Whether you spent the winter chasing the sun or are breaking the rig out of storage for your first adventure of 2018, the following spring-cleaning checklist is one we all can benefit from.

THE BATHROOM

- ☐ To start, fill a plastic bag with white vinegar and attach it to your RV's showerhead using a rubber band and get started on the rest of the room.
- ☐ Equal parts of lemon juice and baking soda is the perfect combination to get the porcelain throne and all other bathroom counterparts looking – and more importantly, smelling – fresh and clean. Simply dip a microfiber cloth into the mixture and take it to all surfaces. Pour it into the toilet and let sit for 15 minutes before scrubbing.
- ☐ Those 15 minutes give you the perfect amount of time to de-clutter the bathroom cabinets! Discard expired cosmetics, medications and personal products – all the while taking note of what you'll need before heading out on your next excursion.
- ☐ After an hour, remove the bag from your showerhead. Run water to rinse and then polish with a clean, dry, soft cloth.
- ☐ A mixture of vinegar (warmed in the microwave) and Dawn dish soap is perfect for melting soap scum, shower buildup and anything else that's made its mark on the walls and tub.

THE KITCHEN

- ☐ Combine ½ cup baking soda and 2-3 tablespoons of water – adjusting as needed to create a spreadable paste. Scrub this all over the walls of your oven, leave overnight and then spray with vinegar (poured into a spray bottle, for best results). The combination will create a foaming reaction, which is easily cleaned up using a damp cloth! The same mixture can be used to clean under the range, within the grate and under the knobs as well.
- ☐ Range hood filters can be sparkly clean again after sitting in the sink full of hot water and ¼ cup baking soda for 10 minutes and a quick bristle brush scrub.
- ☐ Those 10 minutes will give you time to pour ¼ cup baking soda, followed by ¼ cup white vinegar into your sink drain – the DIY fix to a smelly or slow-draining sink. Allow the mixture to bubble for one hour before pouring boiling water down the drain to rinse.
- ☐ Perhaps our favorite tip on the list: this easy, citrusy fix to a splatter- and food-bit covered microwave. Just place a microwave-safe bowl with 1 cup of water, vinegar and slices of lemon, lime or orange in the appliance and steam for several minutes on high. Allow the solution to boil before opening. You'll be surprised at the effortless cleanup, we promise.

- ☐ Adding to the list you started in the bathroom, keep track of all the food, tools, seasonings and kitchen accessories you're in need of.
- ☐ Dispose of all expired goods, as well as any rusted, melted or damaged pots, pans, silverware, dishes and tools.
- ☐ After washing the trash cans with hot water and soap and allowing to dry out in the sun, place a few dryer sheets at the bottom beneath the new bag. This will help absorb garbage odor and leave a pleasant scent in their wake. Replace once or twice a week.

THE BEDROOM

- ☐ The first step in creating a fresh, spring-feeling environment is swapping in a lighter set of sheets and bedding – both in color and weight. We recommend keeping two sets of bedding: a warmer, darker set for fall and winter, and a lighter, brighter set for spring and summer. You could even mix in some fun patterns or accent colors, if you'd like!
- ☐ Whether it's been sitting all winter or not, spring is the perfect time to deep-clean it all – which includes mattress pads and bed skirts. We also recommend rotating and vacuuming the mattress, as well as the base.

- ☐ Purge the closets and storage. If you didn't use or wear it last year, you won't this year. Throw it away or donate it – point is, let it go! Think of it as making room for more memories and experiences.

THE GALLEY

- ☐ A microfiber cloth is the perfect tool for dusting your rig from top to bottom – and we mean just that. Start at the top and work your way down, dusting all the nooks and crannies (especially behind the TV and electronics, fans, blinds, vents and other places that can harbor large amounts of dust).
- ☐ Microfiber cloths are also ideal for polishing all the shiny surfaces in your RV. With just a little dish soap and warm water, you can tackle the walls, refrigerator, cabinets, etc.
- ☐ Dust and shake out all throw rugs, curtains, throw pillows and couch cushions.
- ☐ Using warm water and Dawn dish soap, you can restore your air-conditioning unit's filter and fan-powered roof vent to their former glory. NOTE: Make sure to place a towel on the floor underneath the vent to catch any drips while cleaning.

FEATURED MEMBER



MEET TOM DIGATE, FCCC'S NEW WEBMASTER, AND HIS WIFE BETH



Relatively new to life on the road, Tom and Beth Digate met in 2014, started RVing in 2016 and married in September 2017 (Congratulations to the newlyweds!).

Before they were married, the couple discussed in depth their dreams and aspirations. It was then they realized the desire to travel and see the country after retirement was one they shared. They knew they had to have a plan, which started with one important detail: getting away from the bitter cold of Indiana winters. The next step was deciding if they were going to be condo snowbirds or full-time travelers. Tom and Beth quickly decided the best way to fulfill their dream was to do so, year-round, in an RV. Both had been camping throughout their upbringing – Beth as a child with her parents, and Tom as a boy scout in high school – and while neither had ever experienced full-time RVing, the couple knew it was a no-brainer.

The adventure began when they attended their first RV SuperShow in January of 2016. Before entering the event, Tom reminded Beth of her responsibility to keep them from buying anything inside. "We agreed we were there solely to look," said Tom. Lo and behold, a few hours later, the Digates walked out of the show as proud owners of a new fifth wheel.

Beth had retired earlier that year, but Tom had yet to make the jump –

that is, until January of 2017 when he was tired of missing out on her full-time fun. Almost immediately, the Digates began looking for a warm winter destination. When they came across some photos of the white sandy beaches of Camp Gulf on the Gulf of Mexico, Beth asked Tom, "Why are you looking at anything else?" Three days after his official retirement, they booked the last available spot and the rest is history – as well as the future for the couple, who are already signed up for a six-month stay next year!

Their fifth wheel supplied many short-term, weekend trips, but the Digates also knew they were in this for the long haul. They were not excited about the hitching, unhitching, set up and everything else that comes with owning a fifth wheel. In May 2017, they traded it in for a beautiful, brand new, 40-foot 2018 Thor Aria and have never been happier.

"I BELIEVE YOU GET OUT OF SOMETHING WHAT YOU PUT INTO IT. SO BY FURTHERING MY INVOLVEMENT AND VOLUNTEERING, I KNEW WE'D FEEL MORE A PART OF THE COMMUNITY."

- TOM DIGATE

"The liveability of the floorplan is perfect," said Tom. "The recliners face the RV; there's extra rolling countertops for cooking and food prep; a great amount of sleeping room. We love it."

Following their Camp Gulf getaway, the couple attended the 2017 FCOC Elkhart and Concord rallies. They also made a stop in Nashville where they fell in love with the wineries, distilleries and the famous Nashville hot chicken sandwich. It was at their first FCOC Rally that they met our Club President Steve. Tom, with an extensive background of web and IT experience, exchanged information in hopes of soon taking on the Webmaster role.

"I believe you get out of something what you put into it," said Tom. "So by furthering my involvement and volunteering, I knew we'd feel more a part of the community."


They look forward to meeting new people, making new friends and being more engaged with the Club and RV lifestyle. Tom and Beth are already signed up as Assistant Rally Masters for Sevierville and Lazy Days, and have many more events on their calendar, including: the Thor Diesel Club Rally in June, Hoosier Cruise Rally in December and the FCOC Shawnee Rally. They also have fallen in love with Fantasy RV Tours (fantasyrvtours.com) – caravans of 20+ coaches that explore some of the most desirable, beautiful places in the world. So far, the Digates have toured the Rocky Mountains, Colorado Springs, Yellowstone, Mount Rushmore, the Hot Air Balloon Festival in Albuquerque, and will travel through Wine Country in 2019.

"Our thought is: chances are we'll only see these areas once, so we better do it right," said Tom.

PRO-TIPS FROM THE DIGATES:

In their short story as RVers, the Digates have learned a couple tips we believe are worth sharing:

- If you don't use, unwrap or wear something within the first year of full-time RVing, **THROW IT OUT** or give it away.
- Bring something nice. Most of the time, you won't need it – but just in case you get blindsided with a special event, you'll want something other than shorts and sandals.
- Collect experiences and adventures. Accumulate postcards, ticket stubs or other compact items to remember museums, events and venues. With a limited amount of space, it's easy to run out of room for "stuff."
- We have one rule: if you buy a new T-shirt, you must throw out an old one.





TURNPIKE
BRAINTEASERS

SUDOKU

	4						1	
			6	1				
	7	2						5
			4	3	7			1
	8						7	9
		6	8				5	
							8	7
	1		2		6			

WORD SEARCH

Y	P	V	C	N	L	T	N	V	Z	N	P	N	B	S	R	K	K	R	A	C	M	F	M	O	X	L	S	J	F	
A	T	P	E	R	R	Y	J	D	T	W	P	P	O	M	T	E	N	L	U	P	X	T	I	D	K	E	E	K	E	
O	N	I	W	O	R	S	K	E	P	U	S	G	U	K	E	C	U	N	O	G	O	R	G	E	I	U	O	K	X	B
K	J	Y	C	T	O	D	A	R	P	D	R	N	V	V	T	O	R	L	S	U	B	L	A	F	V	D	J	D	T	
K	J	D	O	N	E	V	X	D	E	K	D	I	N	X	F	K	J	G	S	C	L	Y	N	A	A	B	B	M	L	
X	R	S	O	E	O	N	J	L	F	F	S	N	O	T	V	O	T	E	I	I	U	G	P	X	F	A	M	O	F	
O	V	M	S	M	U	T	A	C	S	R	K	E	S	T	U	E	M	R	V	S	H	T	R	F	O	R	B	T	M	
Q	V	P	W	S	A	K	T	W	D	C	X	P	K	T	X	O	P	R	A	L	Q	N	I	A	C	A	P	U		
G	A	R	T	J	L	A	F	C	S	V	U	O	K	U	R	Y	E	S	E	I	C	O	D	V	L	H	M	C	P	
R	E	A	Y	L	I	N	A	F	H	Q	T	D	N	K	O	I	E	E	B	N	L	L	O	K	E	L	N	Z	E	
S	N	E	S	P	P	S	C	S	M	U	S	N	Y	O	V	G	N	T	S	H	N	X	U	L	N	T	H	Q		
G	F	B	D	D	I	N	A	C	Y	E	J	A	C	E	Q	H	F	E	R	X	V	T	X	K	A	O	X	M	X	
Y	K	B	Y	V	R	U	X	U	C	L	G	R	S	R	A	L	L	Y	S	E	A	S	O	N	C	R	D	F	A	
R	U	C	C	O	O	W	H	E	R	K	O	G	D	H	S	K	L	C	O	S	E	S	N	O	K	C	A	O	X	
R	Q	C	H	P	C	Y	P	K	M	O	O	G	S	T	O	Q	I	S	M	U	C	P	U	A	H	L	E	A		
K	O	C	P	I	J	J	D	E	T	J	X	M	A	N	V	S	O	I	Q	T	E	S	O	E	L	A	B	D	R	
T	G	S	E	S	G	N	I	B	I	A	R	T	R	K	L	A	E	D	R	T	J	E	R	N	L	R	A	Z	R	
V	H	E	C	S	D	A	N	C	A	D	F	S	H	O	V	F	Y	C	P	S	H	V	G	R	L	D	O	X	K	
K	D	X	N	N	L	Q	R	T	A	T	T	I	L	Y	K	O	T	N	S	A	F	A	E	J	S	S	D	N	K	
J	K	K	C	V	A	D	K	P	B	E	E	N	O	B	L	N	M	P	L	V	Q	V	X	I	A	B	F	X	G	

SEE PAGE 42 FOR THE KEYS.

**THE HORIZON IS CALLING.
ANSWER WITH CONFIDENCE.**

MICHELIN® XRV® ALL-POSITION TIRE

There's nothing like the freedom of the open road. And with the MICHELIN® XRV® tire, you can explore every mile with confidence. This all-position radial was specifically engineered for RVs and motor homes, delivering superior grip and handling, even wear and improved wet traction. So the next time the road calls your name, answer with the tire designed to make the most of every adventure.

www.MichelinRVTires.com



ROADSIDE RECIPES

CRAB BOIL

Prep/cook time: 40 minutes

INGREDIENTS:

- Fresh steamed crab
- Corn on the cob
- Butter, melted
- Seasoning, to taste (parsley, lemon, Old Bay seafood seasoning, salt and pepper)
- Shrimp (optional)
- Red potatoes (optional)
- Artichoke hearts (optional)
- Shellfish (clams, oysters, mussels – optional)
- Whole mushrooms (optional)

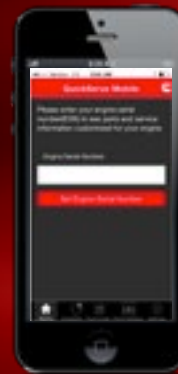
DIRECTIONS:

- Take a large stockpot and fill with water, about a quarter of the way up.
- Add a few dashes of Old Bay seafood seasoning and a few generous pinches of salt.
- Place the crabs and corn into the pot and cover (along with any additional ingredients you've chosen to add). Bring to a boil and reduce heat to medium.
- Continue cooking another 15-18 minutes, until crabs are steamed through.
- Strain the water and season with your selected seasonings.
- Serve straight on newspaper or napkin-covered table, along with seafood sauce, butter and more Old Bay.
- Bon appétit!



CUMMINS HAS RELEASED A NEW APP.

CUMMINS HAS INTRODUCED APPLE AND ANDROID VERSIONS OF ITS FREE QUICK SERVE ONLINE (QSOL) MOBILE APP. WITH YOUR ENGINE SERIAL NUMBER READY, SEARCH FOR "CUMMINSQUICKSERVEMOBILE" IN THE GOOGLE PLAY STORE OR "QUICKSERVE MOBILE" IN THE APPLE STORE.



Once you've entered your serial number, the app provides access to Cummins parts options, parts catalogs and engine dataplate information for 15 million Cummins serial numbers (ESNs). It also includes a fault-code analyzer for Cummins electronic engines, which explains current fault codes, advises which fault codes are dependent on others and recommends which should be fixed first.

All recipes courtesy of www.goRVing.com - a complete guide for food, games, travel, camping and tailgating in your RV.

Did you enjoy this recipe? We'd love to see how it turned out! Have a recipe of your own? We'd love that even more! Post your pictures on Facebook and don't forget to tag us – it could be featured on our RV Road Trippers Facebook page or in the next issue of RV Soul.



FRESH MEDIUM SALSA

Prep/cook time: 25 minutes

INGREDIENTS:

- 8 medium-sized Roma tomatoes (about 2 lbs.), halved lengthwise
- 5 unpeeled garlic gloves
- 2 fresh jalapeno peppers, halved lengthwise (remove

seeds if you prefer mild)

- ½ medium-sized white onion, chopped
- 1/3 cup fresh cilantro leaves (removed from stems)
- 1 teaspoon sea salt

DIRECTIONS:

- Preheat broiler to high.
- Arrange unpeeled garlic gloves, Roma tomato halves and jalapeno halves (both skin-side up) on foil-lined baking sheet
- Place in oven, four inches from broiler. Broil 5-6 minutes, or until tomatoes/jalapenos have blistered and started to blacken. Turn them over and broil another 4-5 minutes. (NOTE: this will cook the vegetables all the way through – the key to developing the salsa's addictive roasted flavor.)
- Remove from oven and cool for 5 minutes.
- Peel garlic and remove skin from tomatoes.
- Blend tomatoes, garlic and jalapenos in food processor or blender until desired consistency.
- Add half the chopped onion, half the fresh cilantro and salt. Blend again.
- Taste to determine if salsa needs the rest of the onion/cilantro. Continue to add until desired flavor balance is achieved.
- Refrigerate and enjoy with chips, scrambled eggs or over a bowl of beans, rice and avocado.
- TIP: can also switch up the flavor by adding a chipotle pepper in adobo sauce (from can).

MUG BLUEBERRY BREAKFAST CRISP

Prep/cook time: 10 minutes

INGREDIENTS:

- 1 cup fresh blueberries
- ½ tablespoon maple syrup
- ½ teaspoon lemon juice
- 2 tablespoons rolled oats
- 1 tablespoon chopped walnuts
- 1 tablespoon flour of choice (regular, almond, etc.)
- ½ teaspoon cinnamon
- 1 tablespoon coconut oil or butter, melted

DIRECTIONS:

- Toss blueberries, maple syrup and lemon juice in a bowl. Pour coated berries into a microwavable mug.
- Microwave approximately 45 seconds – watching closely to ensure it doesn't boil over.
- Stir oats, walnuts, flour, cinnamon and coconut oil together in the same bowl you used for the berries. Spoon the mixture over the berries and microwave for about 1 minute. Please note that fruit is likely to boil over. Place a plate under the mug for easier cleanup, and stop the microwave for a 5-second rest each time it boils over.
- Let cool 1-2 minutes. Serve with extra walnuts and a dollop of vanilla ice cream or yogurt, if desired.



SUDOKU

6	4	3	7	9	5	2	1	8
9	5	8	6	1	2	7	3	4
1	7	2	3	8	4	9	6	5
7	3	1	9	2	8	5	4	6
5	6	9	4	3	7	8	2	1
2	8	4	5	6	1	3	7	9
4	9	6	8	7	3	1	5	2
3	2	5	1	4	9	6	8	7
8	1	7	2	5	6	4	9	3

WORD SEARCH



DON'T LET *YOUR* MEMBERSHIP EXPIRE!

Please look at your label on the back of this newsletter to see if your membership is about to expire. We send out reminders at least two months in advance of your expiration, both by email and by mail, to provide adequate time to renew your membership. Dues are \$15.00/year or \$70.00 for five years. See Membership Application on page 43.

To access by Internet, visit the website at www.FCOCRV.org.

After logging in, you have the ability to conveniently renew your membership using PayPal. Simply clicking "Renew/Pay Dues" in the top right corner of your screen.

You may also update your membership and personal information by selecting "View/Update Your Profile."

PLEASE NOTE: If you are logging into the new site for the first time, your password is the same as it was for the old site. If you've forgotten your password, click "Forgot Password" under the login fields.

Disclaimer: FCOC is not responsible for personal statements, opinions or representation advanced in papers, newsletters, web site, in discussions at any meetings or its Internet site and Discussion Forums, or the validity of statements contained in any advertisements.



GET RV SOUL BY EMAIL!

You may request to have our newsletter delivered by email, especially if you travel frequently or if your mail is forwarded more than once a year. You will receive the newsletter earlier than those mailed, and they won't pile up in your motorhome. You will receive an email when the newsletter is ready to be viewed. Recent as well as previous issues of Freightliner Flyer are available for viewing and printing on the website.

For those who do not have email, please make sure we have your correct mailing address - especially those of you who have a seasonal address. We are experiencing a large number of newsletters returned. Time, money and postage rates are affected when they are undeliverable.

Thank you for helping us do a better job of getting important FCOC news and current updates to you! We want you to be in the know!



MEMBERSHIP APPLICATION

DATE _____ ☐ NEW ☐ RENEWAL

MEMBER ID _____ OR APPLICATION DATE _____

If you have an FMCA or FCOC number, please use it here. If not, one will be issued to you.

NAME

FIRST _____ LAST _____ NICKNAME _____

CO-PILOT

FIRST _____ LAST _____ NICKNAME _____

PRIMARY PHONE

(____) _____ CELL PHONE (____) _____

ADDRESS (PRIMARY)

CITY _____ STATE _____ ZIP _____ COUNTRY _____

ADDRESS (SEASONAL)

CITY _____ STATE _____ ZIP _____ START & END DATE _____

E-MAIL

(CHECK): ☐ ELECTRONIC ☐ MAIL DELIVERY

NEWSLETTER DELIVERY

(CHECK ONE): ☐ FREIGHTLINER ☐ OSHKOSH ☐ JOHN DEERE

CHASSIS MANUFACTURER
MANUFACTURER OF MOTOR HOME

_____ MODEL _____

YEAR _____ LENGTH (FT.) _____ VIN # OF CHASSIS (REQUIRED FOR MEMBERSHIP)

_____ ARE YOU THE ORIGINAL OWNER? ☐ YES ☐ NO
PURCHASE DATE _____

DUES ARE \$15.00 PER YEAR OR FIVE YEARS FOR \$70.00 U.S. DOLLARS

SEND TO:

FREIGHTLINER CORPORATION – C/O FCOC
552 HYATT STREET, GAFFNEY, SC 29341
(864) 487-1700

Anyone can access our website without logging in by going to www.FCOCRV.org. When a Member wants to update their member profile or pay their dues, they will need to log in with two pieces of information: a membership number and a password. When a Member has difficulty signing in, it is usually either because they forgot to include the letter "F" at the front of their membership number, or because they forgot their password. If a new Member joins via our website, they will provide their own password at that time. New Members who apply by mail will receive their password by email when their registration information has been entered. Members can change their password at any time by logging in and updating their profile.



1. Select "Join FCOC" on the home page or in the top right corner of any page on the site.
2. Select the number of years you'd like to commit to and pay for.
3. Fill out all relevant fields. Those with an asterisk (*) must be completed.
4. Make note of the number in the "Username – Member ID" field. This is your FCOC ID number, which you'll need to log in to the site.
5. When you're finished, select your payment method and click "Sign Up" at the bottom. If you navigate away from this screen before clicking "Sign Up," your input will not be recorded and you will be required to start over.
6. Complete your payment information and follow instructions to submit.

1. Sign in using the "Membership Log In" fields on the home page or the "Sign In" link in the top right corner of any page on the site.
2. Once you've signed in, select "Renew / Pay Dues" in the upper right corner of your screen.
3. Select the number of years you'd like to commit to and pay for.
4. Double-check that the information that populates in the form fields is correct. If it is not, change anything you need to, and the updated information will be stored in the database.
5. Select your payment method and click "Sign Up" at the bottom. If you navigate away from this screen before clicking "Sign Up," your input will not be recorded, and you will be required to start over.
6. Complete your payment information and follow instructions to submit.

MARY COSTIGAN, *VP Membership*

GUIDED RV


Tours & Rallies

Designed with you in mind...

Arctic Circle to Baja,
Europe to South Africa ...
... across Canada and the USA.
We encourage you to compare our
product & our value —
then choose the right adventure for you.




...where do you want to go?



*It's your turn.
Explore the world with us...*

Our RV Caravans are designed for independent travelers who also like being catered to. Our journey includes the experience between destinations – stopping at the places that appeal to us as individuals, sharing stories and fun in camp, and enjoying local guides who enrich our knowledge. We encounter local culture and build friendships that will last a lifetime.




Over Twenty Years of Excellence

CALL TOLL FREE:
1•844•872•7897

Order Your **FREE** Color Catalog Today!

Visit us at:
www.adventurecaravans.com





**Mens Crimson
Shirt
Available in
Small To 4X**

Ladies Crimson Shir
Available in Small
To 2X

**Closeout Shirt
Only Mens
Small Left**

Ladies T-Shirt
Small to 4X

Mens T-Shirt
Small to 4X

FCOC Logo Hat and Visor



FCOC Logo Ladder

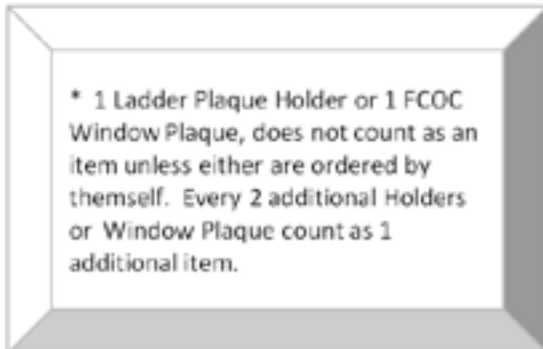


Smaller Clinging Front Window Plaque



Ladder Bracket for Logo Egg

FCOC LOGO MERCHANDISE

DATE:	CHECK #:	ITEM	QTY	AMOUNT	TOTAL
MEMBER ID#		Ladies Crimson Small		\$25.00	
NAME		Ladies Crimson Medium		\$25.00	
ADDRESS 1		Ladies Crimson Large		\$25.00	
ADDRESS 2		Ladies Crimson X-Large		\$25.00	
CITY	STATE:	Ladies Crimson XX-Large		\$25.00	
ZIP CODE		Mens Crimson Small		\$25.00	
Checks payable to "FCOC" and send check to: Mary Costigan FCOC Logo Merchandise 900 Bradford Court San Jacinto, CA 92583-6530 Cell: (951) 452-2999 E-Mail: mary.costigan2@gmail.com		Mens Crimson Medium		\$25.00	
		Mens Crimson Large		\$25.00	
		Mens Crimson X-Large		\$25.00	
		Mens Crimson 2X-Large		\$25.00	
		Mens Crimson 3X-Large		\$25.00	
		Mens Crimson 4X-Large		\$25.00	
		Ladies Grey T-Shirt Small		\$10.00	
		USPS SHIPPING CHARGES		Ladies Grey T-Shirt Medium	
1 ITEM	\$6.35 USD	Ladies Grey T-Shirt Large		\$10.00	
		Ladies Grey T-Shirt X-Large		\$10.00	
2 - 4 ITEMS	\$13.00 USD	Ladies Grey T-Shirt 2X-Large		\$10.00	
		Ladies Grey T-Shirt 3X-Large		\$10.00	
5 + ITEMS	ADD \$6.35 FOR EACH ADDITIONAL ITEM	Ladies Grey T-Shirt 4X-Large		\$10.00	
		Mens Grey T-Shirt Small		\$10.00	
		Mens Grey T-Shirt Medium		\$10.00	
		Mens Grey T-Shirt Large		\$10.00	
		Mens Grey T-Shirt X-Large		\$10.00	
		Mens Grey T-Shirt 2X-Large		\$10.00	
		Mens Grey T-Shirt 3X-Large		\$10.00	
		Mens Grey T-Shirt 4X-Large		\$10.00	
		FCOC Logo Visor		\$15.00	
		FCOC Logo Hat		\$15.00	
		FCOC Logo Plaque		\$20.00	
		FCOC Logo Window Plaque *		\$5.00	
		Plaque Ladder Holder *		\$5.00	
		Closeout White Shirt - Small		\$5.00	
				TOTAL # OF ITEMS	
				Shipping	
		TOTAL IN US DOLLARS		Order Total	

CANADA - CALL OR EMAIL FOR SHIPPING PRICE

THANK YOU FOR YOUR ORDER & SUPPORT

CANADA - CALL OR EMAIL FOR SHIPPING PRICE

THANK YOU FOR YOUR ORDER & SUPPORT

OFFERS FROM OASIS DEALERS

Freightliner Custom Chassis Corporation (FCCC) and select Freightliner Oasis dealerships around the country have initiated a program offering members of the Freightliner Chassis Owners Club (FCOC) special pricing on service labor and service parts.

The program offers current FCOC members the following discounts:
10% OFF POSTED LABOR RATES & 10% OFF PARTS.

It is important that you do the following; if you don't, you may not get the discount and it will be your own fault!

You MUST tell them you are an FCOC member up front, request the discount and identify yourself by showing your current membership card. Ask to get a copy of your billing with the discount on it once your work is done.

In developing the Oasis Dealer Discount Program, all Oasis Dealers were contacted and invited to participate. But, participation in the Oasis Dealer Discount Program is a business decision made by each individual Oasis Dealer.

If the Oasis Dealer you wish to use is not on the list of participating dealers, we would encourage you to let them know of your desire to have them participate in the program. Dealers wishing for more information about the program should contact Tom James: phone (916) 870-9322, email VP.BUSDEV@FCOCRV.ORG. Also, if you have any problem with any Oasis Dealer on the list, let Tom James know, and he will try to help.

As a reminder, it's up to you to **ask first** for the discount, not after.

PLEASE REMEMBER: THESE OASIS DEALERS ARE SUPPORTING FCOC, SO PLEASE GO TO THESE DEALERS ONLY.

+ Some Dealers below offer hook ups for our RV Members. Look for the symbol to see which Dealers offer which hook ups:

**W: WATER E: ELECTRICITY S: SEWER D: DUMP STATION
DP: DOGGIE PARK L: LOUNGE RV**

PARTICIPATING OASIS NETWORK DISCOUNT PROGRAM CENTERS:

+ **Freightliner of Arizona**
9899 W. Roosevelt St.
Tolleson, AZ 85353
(623) 907-6642
Ser. Mgr. Larry Winiewicz
W,E,S,DP,LR,L

TAG Truck Center
5712 Commerce Square
Jonesboro, AR 72401
(870) 972-8588
Ser. Mgr. Brian Carter

Truck Centers of Arkansas
11700 Valentine Rd.
North Little Rock, AR 72117
(800) 562-8875
Ser. Mgr. John Siverd

Truck Centers of Arkansas
2675 W. Sunset Blvd.
Springdale, AR 72762
(800) 495-4551
Ser. Mgr. Bill Partain

Delta Truck Center
S. Harlan Rd.
French Camp, CA 95231
(800) 400-4161

Sacramento Truck Center
100 Opportunity St.
Sacramento, CA 95838
(916) 286-2000
(800) 485-8311
Ser. Mgr. Lawrence Cowan

San Diego Freightliner
6006 Miramar Rd.
San Diego, CA 92121
(877) 454-5456

(619) 564-3700
Ser. Mgr. Gene Hust
Southern Connecticut Truck Center
15 East Industrial Rd.
Branford, CT 06405
(800) 448-8480
Ser. Mgr. Michael Beavton

Freightliner of Hartford
199 Roberts Street
East Hartford, CT 06108
(860) 289-0201 x1118
Ser. Mgr. Scott Thayer

+ **Orlando Freightliner**
2455 S. Orange Blossom Trail
Apopka, FL 32703
(407) 295-3846
Ser. Mgr. Lee Feeser
W,E,DP,L

Tom Nehl Truck Co.
383 SW Arrowhead Terr.
Lake City, FL 32024
(904) 389-3653
(386) 755-9527
Ser. Mgr. Rex Steven

Ocala Freightliner
3950 W. Hwy. 326
Ocala, FL 34482
(352) 840-0070
Ser. Mgr. Scott Pauley

Truck Centers, Inc.
300 East Ashland St.
Morton, IL 61550
(309) 263-4240
(800) 397-4292
Ser. Mgr. Cathie Jenkins

Truck Centers, Inc.
2981 E. Singer
Springfield, IL 62703
(217) 525-1280
(800) 786-1280
Ser. Mgr. Charlie Melvin

Truck Centers, Inc.
747 E. Taylor St.
St. Louis, MO 63147
(314) 381-3800
Ser. Mgr. Neil Yahl

Truck Centers, Inc.
2280 Formosa Rd.
Troy, IL 62294
(800) 669-3454
Ser. Mgr. Paul Buehrle

Stoops Freightliner Quality Trailer, Inc.
6105 Columbus Ave.
Anderson, IN 46013
(765) 644-1400
(877) 881-7993
Ser. Mgr. Doug Dau

Stoops Freightliner Quality Trailer, Inc.
12247 Declaration Dr.
New Haven, IN 46774
(260) 749-8587
(877) 518-2065
Ser. Mgr. Jeff Bouck

Stoops Freightliner Quality Trailer, Inc.
1851 W Thompson Rd.
Indianapolis, IN 46217
(317) 788-1533
(877) 518-8221
Ser. Mgr. Mike Miller

Truck Country Cedar Rapids
700 29th Ave. SW

Cedar Rapids, IA 52406
(319) 365-0531
(800) 332-6158
Ser. Mgr. Chris Flockhart

Truck Country Quad Cities
2350 W. 76th St.
Davenport, IA 52806
(563) 445-5870
Ser. Mgr. Darin Bohr

Truck Country Decorah
1653 State Highway 9
Decorah, IA 52101
(563) 382-6551
(888) 545-9297
Ser. Mgr. Ray Clark

Truck Country Dubuque
10785 Route 61 South
Dubuque, IA 52003
(563) 556-3775
(800) 553-3642
Ser. Mgr. Ray Clark

Harrison Truck Centers
101 Plaza Drive Elk Run
Heights, IA 50707
(800) 582-5789
Todd Rathbone

Harrison Truck Centers
PO Box 1708
Waterloo, IA 50704
(319) 234-4453
Ser. Mgr. Rodd Rathnone

TAG Truck Center
215 Campbell Dr.
Calvert City, KY 42029
(270) 395-8200
Ser. Mgr. Randy Mathis

Kent-Mitchell Bus Sales & Svc
41430 East I55
Hammond, LA 70403
(985) 419-8347
Ser. Mgr. Emile Musso

Baltimore Freightliner
2723 Annapolis Rd.
Baltimore, MD 21230
(410) 685-4474
Ser. Mgr. Jessica Levine

Freightliner of Grand Rapids
5285 Clay Ave SW
Grand Rapids, MI 49548
(800) 968-9680
Ser. Mgr. Mark List

Freightliner of Kalamazoo
53449 Main St.
Kalamazoo, MI 49071
(800) 968-9680
Ser. Mgr. Mark List

Truck Center Inc.
2880 Hwy 67 South
Farmington, MO 63640
(573) 712-8817
Ser. Mgr. Andy Vittoe

TAG Truck Center
3792 Hwy 67 No
Poplar Bluff, MO 63901
(573) 785-0193
Devin Russom

TAG Truck Center
1485 Hwy 177
Jackson, MO 63755
(573) 339-1890
Ser. Mgr. Jeff Runnels

TAG Truck Center
307 Lynual Drive
Sikeston, MO 63810
(573) 471-7100
Ser. Mgr. Mark Riney

Truck Center Inc.
747 E Taylor Ave.
St Louis, MO 63147
(800) 325-8809
Ser. Mgr. Larry King

TAG Truck Center
2448 McCullough Blvd
Tupelo, MS 38826
(662) 844-3262
Ser. Mgr. Gary Greszier

Albuquerque Freightliner
12901 I-40W Frontage Rd.
Albuquerque, NM
(505) 833-1000
Ser. Mgr. David Robinson

Hans' Freightliner
14520 Broadway Avenue

Cleveland, Ohio 44125
Phone: (216) 581-0046 Ext. 181
Cell: (440) 334-7262
Fax: (216) 581-8610
Sales Rep. Bryan Grega

Stoops Freightliner Quality Trailer, Inc.
7800 Center Point 70 Blvd.
Dayton, OH 45424
(937) 236-4092
(877) 518-0112
Ser. Mgr. Mark Vonderhual

TSI Western Star
385 South Bailey Rd.
North Jackson, OH 44451
(330) 538-3850
(800) 388-3850
Ser. Mgr. Kevin Shaulis

Premier Truck Group of Oklahoma City
5301 I-40 West
Oklahoma City, OK 73128
(877) 621-0428
Ser. Mgr. Josh Meyers

Premier Truck Group of Tulsa
5104 W. 60th St.
Tulsa, OK 74107
(866) 599-8351
(918) 445-5300
Ser. Mgr. Ron Beaver

Fyda Freightliner Pittsburgh, Inc.
20 Fyda Dr.
Canonsburg, PA 15317
(800) 393-2556
Ser. Mgr. Brian Conkle

+ **Premier Truck Group of Knoxville**
1413 Everett Rd.
Knoxville, TN 37932
(865) 824-2400
Ser. Mgr. Dwyane Overton
E, DP,L,LR

TAG Truck Center
112 E. L. Morgan Drive
Jackson, TN 38305
(731) 423-3782
Ser. Mgr. Kevin McAdams

TAG Truck Center
673 E Brooks Rd.
Memphis, TN 38166
(901) 271-0445
Ser. Mgr. Rusty Rushing

+ **Tag Truck Center**
4450 American Way
Memphis, TN. 38118
(800) 264 0336
Ser. Mark Sampson
E, L. DP, LR,

+ **Tranwest Truck Center**
10150 Cherry Ave

Fontana, CA. 92335
(909) 770 5623
W,E,S,D,DP,

Premier Truck Group of Amarillo
2210 South Whitaker Rd.
Amarillo, TX 79118
(806) 374-1033
(800) 753-1556
Ser. Mgr. Paul Tarbet

Premier Truck Group of Ardmore
3601 12th Ave NW
Ardmore, OK 73401
(580) 223-2233

Premier Truck Group of Chattanooga
kshumake@premiertruck.com
Phone: (706) 937-3700
Fax: (706) 937-6730
Ser. Mgr. Ken Shumake

Premier Truck Group of Dallas
4200 Port Blvd.
Dallas, TX 75241
(800) 580-2620
(972) 225-4300
Ser. Mgr. Justin Griffin

Premier Truck Group of Dallas
3040 Irving Blvd
Dallas, TX 75247
(214) 631-6213

Premier Truck Group of Fort Worth
1804 NE Loop 820
Fort Worth, TX 76106
(800) 580-9101

Premier Truck Group of North Texas
1610 North Collins Freeway
Howe, TX 75459
Ser. Mgr. Donald Ballance

Premier Truck Group of Odessa
1100 South Grandview
Odessa, TX 79761
(800) 687-3381

Premier Truck Group of Oklahoma City
5301 I-40 West
Oklahoma City, OK 73128
(877) 621-0428
Ser. Mgr. Josh Meyers

Premier Truck Group of Tulsa
5104 W. 60th St.
Tulsa, OK 74107
(866) 599-8351
(918) 445-5300
Ser. Mgr. Ron Beaver

Valley Freightliner
524 Jacks Lane
Mt. Vernon, WA 98273
(360) 848-0472
Ser. Mgr. Jonathan Callis

Truck Country Madison
4195 Anderson Rd.
DeForest, WI 53532
(608) 249-1900
(800) 837-7367
Ser. Mgr. Jerry Brickheimer

River States Truck & Trailer, Inc.
6124 Chuck Lane
Eau Claire, WI 54703
(715) 874-4700
(800) 944-5973
Ser. Mgr. Henry Le Bakken

Truck Country of WI
2401 Progress Way
Kaukauna, WI 54130
(800) 236-5271
Ser. Mgr. Matt Lueneburg

River States Truck & Trailer, Inc.
3959 N. Kinney Coulee Rd.
LaCrosse, WI 54601
(608) 784-1149
Ser. Mgr. Steve Kemp

Truck Country Marinette
2890 Cleveland Ave.
Marinette, WI 54143
(715) 735-7020
(888) 315-5995
Ser. Mgr. Justin Gleiter

Truck Country Milwaukee
2222 W Ryan Rd.
Oak Creek, WI 53154
(414) 761-3384
(800) 236-6061
Ser. Mgr. Tom Foecker

River States Truck & Trailer, Inc.
690 Starr Lane
Roberts, WI 54023
(612) 339-1115
(866) 994-3122
Ser. Mgr. Glenn Zimmerman

Truck Country Wausau
2435 Trailwood Lane
Rothschild, WI 54474
(715) 359-9989
(800) 348-9195
Ser. Mgr. Mark Mattila

Truck Country
119 State Hwy 11
Shullsburg, WI 53586
(608) 965-4462
(800) 362-1313
Ser. Mgr. Mike Banghart



CHANGE SERVICE REQUESTED

Presort Standard
U.S. Postage
PAID
Cincinnati, OH
Permit No. 6523

FCOC
P.O. Box 1527 | Cortaro, AZ 85652



ALLISON TRANSMISSIONS
800-524-2303



GREAT SUPPORTERS



CUMMINS ENGINE CO.
(800-343-7357)
800-DIESELS



800-TIRE-HELP
(800-847-3435)

If you are part of our Freightliner Custom Chassis' family and want to see your company proudly advertised on this FULL COLOR back page of the FCOC RV Soul, contact Tom James, Business Development at vp.busdev@fcocrv.org or call **916.870.9322**.